

Features

DC Extreme Cycling Series:

- Designed for long life in high cycling applications where battery is required to discharge or power and operate the application on a routine basis.
- Proprietary precious metal additives are blended into the grid materials and refined (4BS) active material to optimize the structure increasing cycle-life, and reducing internal resistance. This makes the batteries cycle longer and charge better and faster, while extending overall life.
- 7-10 year service life in standby applications at 25° C temperatures.
- Cycles over 500 times at 60% depth of discharge yet will perform equally well in standby and other applications where both conditions are required.
- Valve Regulated Lead Acid (VRLA), Absorbent Glass Mat (AGM) Technology – Safe operation in any position
- Lead-calcium alloy grids and the use of high purity virgin lead
- Externally sealed Flame retardant ABS case and cover to UL94-HB specifications
- UL recognized (UR) as a component in UL approved equipment installations under File number MH46202
- Classified as non-spillable status for transportation making it non-hazardous for normal transportation processes. Approved for transport by air. Fulfills US D.O.T., I.A.T.A., F.A.A., C.A.B. handling and shipping requirements
- For more on special design and construction details see Features and Benefits publication on www.oraclebattery.com



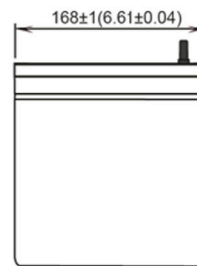
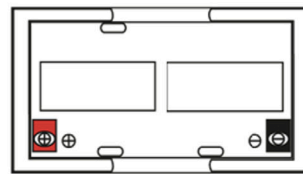

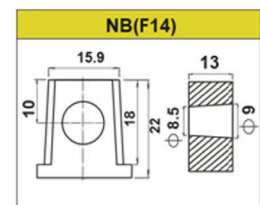
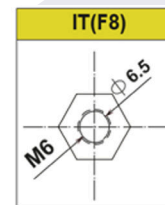
Specification

Cell per unit	6	Ambient Temperature
Nominal Voltage (V)	12	Charge 0°C (32°F) to 40°C (104°F)
Nominal Capacity (Ah)	80Ah @ 20 hour rate to 1.75vpc	Discharge -15°C (5°F) to 50°C (122°F)
Weight	Approx 24.0kg (52.91lbs.)	Storage -15°C (5°F) to 40°C (104°F)
Internal Resistance (1KHz)	5mΩ	Max Charge Current
Max Discharge Current (5s)	900A (5s)	Max charge current 24A
Battery Life	Stand by : 7~10 years	Cycle use: Charge voltage: 14.4 to 15.0V
Terminal Type	NB(F14)/IT(F8)	Stand by: Charge voltage: 13.5 to 13.8V
Container Material	ABS 94-HB flame retardant case (94V-0 Optional)	

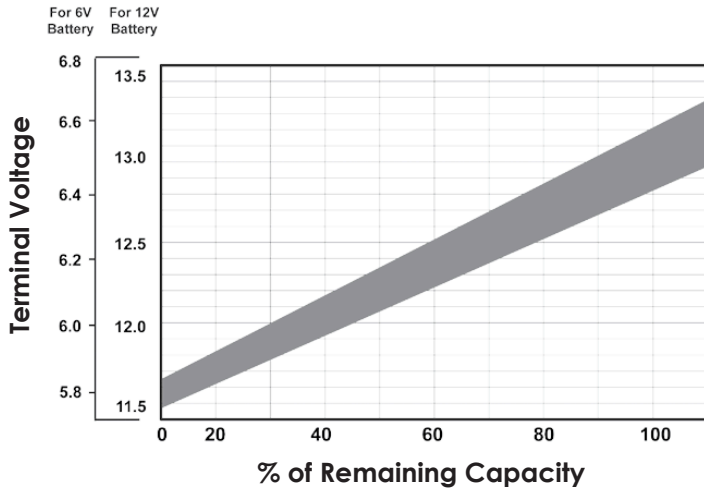


Dimensions

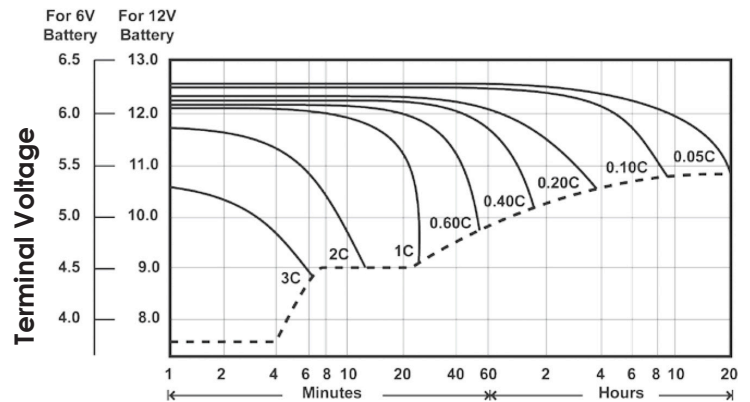
	Length	Width	Height	Total Height
Unit mm	259±1	168±1	208±1	230±1
Unit inch	10.20±0.04	6.61±0.04	8.19±0.04	9.06±0.04



Terminal Voltage



Discharge Times



Time to Ending Voltage

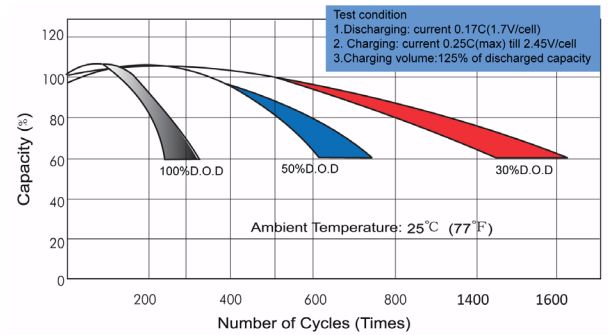
Charge Voltages

Average Temperature	Cycle Charging Volts Per Cell	Float Charging Volts Per Cell
-40°C (-40°F)	2.85-2.95	2.38-2.43
-20°C (-4°F)	2.67-2.77	2.34-2.39
-10°C (14°F)	2.61-2.71	2.32-2.37
0°C (32°F)	2.55-2.65	2.30-2.35
10°C (50°F)	2.49-2.59	2.28-2.33
20°C (68°F)	2.43-2.53	2.26-2.31
25°C (77°F)	2.40-2.50	2.25-2.30
30°C (86°F)	2.37-2.47	2.24-2.29
40°C (104°F)	2.31-2.41	2.22-2.27
50°C (122°F)	2.25-2.35	2.20-2.25

Temperature Storage

Average Storage Temperature	Recharging Interval
68°F	Every 9 months
77°F	Every 6 months
95°F	Every 3 months

Cycle Life



Constant Current Discharge Characteristics (25°C 77°F)

F.V/Time	5MIN	15MIN	30MIN	60MIN	2HR	3HR	5HR	8HR	10HR	20HR
1.60V	304.0	150.0	89.0	47.7	29.2	21.9	14.5	9.51	7.89	4.12
1.67V	281.0	141.0	86.0	46.3	28.2	21.7	14.4	9.40	7.81	4.10
1.70V	272.0	124.0	84.5	45.8	27.5	20.0	14.3	9.40	7.65	4.08
1.75V	245.0	109.0	79.4	44.3	26.5	19.6	14.1	9.17	7.58	4.04
1.80V	214.0	104.0	73.2	43.4	25.6	19.4	13.8	9.05	7.50	3.90